


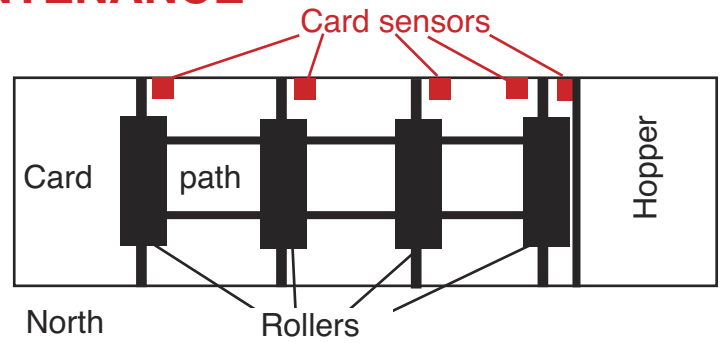
D. DAILY MAINTENANCE

We do not expect you to do the "daily maintenance" described below daily, but when needed. The machine will indicate when you need to act.


1. CARD SENSORS

The machine will in some cases tell which sensor is blocked. Anyhow: clean all when you are at it. See [video](#) for instruction on how to clean.

The counters are numbered in the same way as the cards move from the hopper to the left. i.e. in the cards' direction.



The 1st sensor is close to the hopper and easily missed if you do not know that it sits there.



Make sure that you clean all five sensors with real compressed air (not canned) while you are at it. You can also use a small soft brush (e.g. a child's tooth brush). **Note** that it is important to clean the upper part of the sensors. c.f. the video <https://youtu.be/Aha8Q1FrKj0>

E. OCCASIONAL MAINTENANCE

1. FEED ROLLER

You will need to clean the roller with Isopropyl Alcohol, if it for some reason would pick up grease (or oil).

2. CAMERA

Dust should be blown off the camera (2) if it is totally covered (=when the machine has problems to recognize the cards).

Please do not use any liquids or tools on the camera!

